

SON2 Sonora Alarm Sounder unit



- Maximum output: 104dB(A) @ 1 metre
Nominal output: 100dB(A) @ 1m +/-3dB, Tone 2
- 32 alarm tones
- 3 stage alarm option
- Volume control (3 levels)
- Automatic synchronisation on multi-sounder systems
- 32m effective range @ 1kHz
- Voltages: 24vdc(10-30vdc); 115vac; 230vac.
- Other voltages available upon request
- Reverse polarity switching on DC units
- Reverse polarity diode protection on DC units.
- IP55 - can be increased to IP56 (dust protected, watertight) with WR kit.
- Tropicalisation available on request.
- Enclosure material: UL94V0 & 5VA rated FR ABS
- Colour available: Red (RAL3000), Grey or White.
- Operating temperature: -25 to +55°C
- Storage temperature: -40 to +70°C
- Relative humidity: 90% at 20°C
- Weight: DC: 0.30Kg AC: 0.40Kg



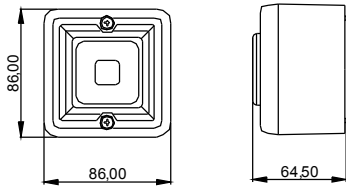
A continuously rated compact sounder, ideal for fire and security applications.

- 4 x gland knockouts in side & back.
- Mounting via internal BESA compatible fixing positions.
- AC units have external mounting lugs in addition to the above.
- All units offer IN and OUT terminals
- Terminals accept 0.5 to 2.5mm² cables.

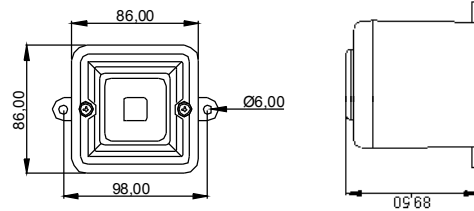
Input voltages and current consumption for the SON2 sounder.

Voltage :	24vdc	115vac	230vac
		50/60Hz	50/60Hz
Voltage range :	+/-25%	+/-10%	+/-10%
	Current mA :	20-80mA	24mA

SON2DC Dimensions.



SON2AC Dimensions.



All dimensions are in millimetres.

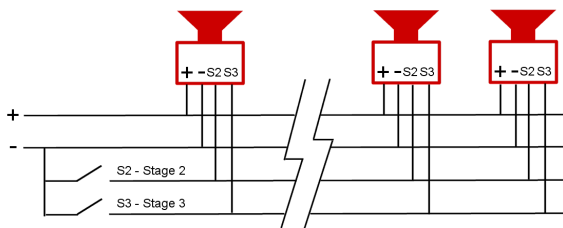
Also available as the low current **SONF1** 10 tone sounder or the **SON4** combination sounder with integral xenon strobe / L.E.D. / filament bulb unit.



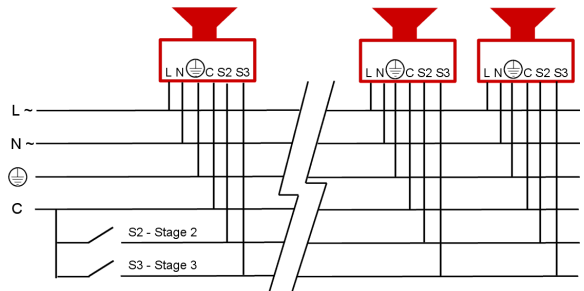
Stage 1	Frequency Description.	SON2 dB@ 1m		Stage 2 (S2)	Stage 3 (S3)
Tone 1	340 Hz Continuous	93dB(A) @1m	_____	Tone 2	Tone 5
Tone 2	800/1000Hz @ 0.25 sec Alternating	101dB(A) @1m	□□□□□	Tone 17	Tone 5
Tone 3	500/1200Hz @ 0.3Hz 0.5 sec Slow Whoop	101dB(A) @ 1m	▲	Tone 2	Tone 5
Tone 4	800/1000Hz @ 1Hz Sweeping	101dB(A) @1m	▲	Tone 6	Tone 5
Tone 5	2400Hz Continuous	103dB(A) @1m	_____	Tone 3	Tone 26
Tone 6	2400/2900Hz @ 7Hz Sweeping	100dB(A) @1m	▲	Tone 7	Tone 5
Tone 7	2400/2900Hz @ 1Hz Sweeping	101dB(A) @1m	▲	Tone 10	Tone 5
Tone 8	500/1200/500Hz @ 0.3Hz Sweeping	100dB(A) @1m	▲	Tone 2	Tone 5
Tone 9	1200/500Hz @ 1Hz - DIN / PFEER P.T.A.P.	101dB(A) @ 1m	▲	Tone 15	Tone 2
Tone 10	2400/2900Hz @ 2Hz Alternating	104dB(A) @1m	□□□□□	Tone 7	Tone 5
Tone 11	1000Hz @ 1Hz Intermittent	101dB(A) @1m	- - - - -	Tone 2	Tone 5
Tone 12	800/1000Hz @ 0.875Hz Alternating	101dB(A) @1m	□□□□□	Tone 4	Tone 5
Tone 13	2400Hz @ 1Hz Intermittent	103dB(A) @1m	- - - - -	Tone 15	Tone 5
Tone 14	800Hz 0.25sec on, 1 sec off Intermittent	103dB(A) @1m	- - - - -	Tone 4	Tone 5
Tone 15	800Hz Continuous	103dB(A) @1m	_____	Tone 2	Tone 5
Tone 16	660Hz 150mS on, 150mS off Intermittent	96dB(A) @1m	- - - - -	Tone 18	Tone 5
Tone 17	544Hz (100mS)/440Hz (400mS) - NF S 32-001	100dB(A) @ 1m	□□□□□	Tone 2	Tone 27
Tone 18	660Hz 1.8sec on, 1.8sec off Intermittent	96dB(A) @1m	- - - - -	Tone 2	Tone 5
Tone 19	1.4KHz-1.6KHz 1s, 1.6KHz-1.4KHz 0.5s -NFC48-265	98dB(A) @ 1m	▲	Tone 2	Tone 5
Tone 20	660Hz Continuous	96dB(A) @1m	_____	Tone 2	Tone 5
Tone 21	554Hz/440Hz @ 1Hz Alternating	100dB(A) @1m	□□□□□	Tone 2	Tone 5
Tone 22	544Hz @ 0.875 sec. Intermittent	100dB(A) @1m	- - - - -	Tone 2	Tone 5
Tone 23	800Hz @ 2Hz Intermittent	97dB(A) @1m	- - - - -	Tone 6	Tone 5
Tone 24	800/1000Hz @ 50Hz Sweeping	101dB(A) @1m	▲	Tone 29	Tone 5
Tone 25	2400/2900Hz @ 50Hz Sweeping	101dB(A) @1m	▲	Tone 29	Tone 5
Tone 26	Bell	97dB(A) @1m	⊕	Tone 2	Tone 15
Tone 27	554Hz Continuous	100dB(A) @1m	_____	Tone 26	Tone 5
Tone 28	440Hz Continuous	97dB(A) @1m	_____	Tone 2	Tone 5
Tone 29	800/1000Hz @ 7Hz Sweeping	101dB(A) @1m	▲	Tone 7	Tone 5
Tone 30	420Hz @ 0.625 sec Australian Alert	91dB(A) @1m	- - - - -	Tone 32	Tone 26
Tone 31	660/1200Hz @ 1Hz Sweeping	101dB(A) @1m	▲	Tone 26	Tone 5
Tone 32	500-1200Hz 3.75sec /0.25sec. Australian Evac.	100dB(A) @1m	▲	Tone 30	Tone 26

Note: SPL readings are at nominal voltage, typically +/-3dB and are for indication purposes only. Where applicable, reduce outputs by 5dB when a 10-30vdc unit is supplied 12vdc.

DC unit wiring configuration.



AC unit wiring configuration.



Ordering code :

	SON2	DC	24	R
Product	SON2	Supply		
		DC	Voltage	Housing
		AC	24	R Red
			115	W White
			230	G Grey